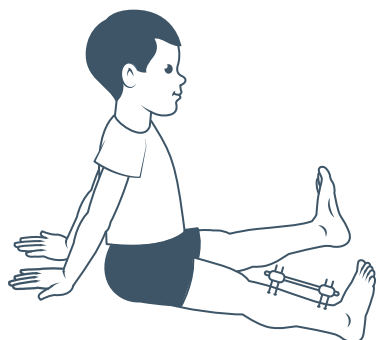


# Limb reconstruction pin site care

## Tibial frame/monolateral frames

### Orthopaedics



### Stock required

- Dressing pack.
- Cotton balls (a few more than the number of pins).
- Clean scissors (two if cutting off old bandages).
- Sterile gloves.
- Non-sterile gloves.
- Alcoholic chlorhexidine (0.5% in 70% alcohol).
- Normal saline 0.9%.
- 5cm Handyband bandages × 2.
- Topper dressing (Figure 1).



Figure 1

### Procedure

- Wash hands.
- Open all sterile stock to be used.
- Pour saline into tray.
- Pour chlorhexidine over Topper dressings.
- Remove old dressings.
- Wash hands and put on sterile gloves.
- Wring out chlorhexidine soaked Topper until damp.
- Clean each pin site with a separate saline soaked cotton swab (Figure 2).
- No attempt is made to remove scabs/crusts from skin. These will fall off when ready.

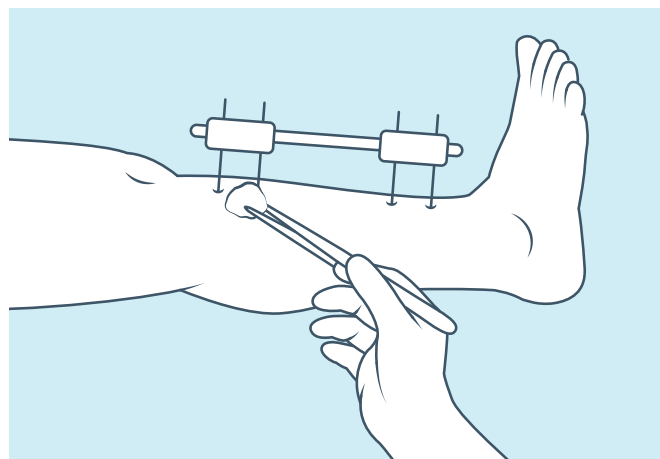


Figure 2

- Dress each pinsite with the chlorhexidine soaked Topper dressing (Figure 3).

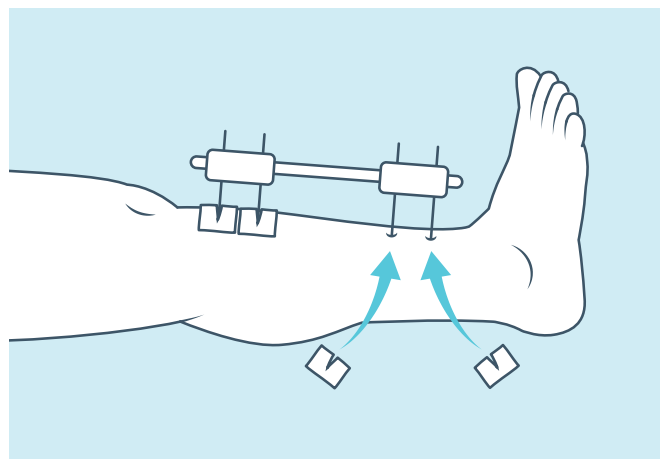


Figure 3

- Fold edges of dressings in 'on themselves' to form a neat pad

- Bandage pins in groups, as shown (bolstering) (Figure 4).
- Start to bandage the dressing by enveloping as much of the Topper as possible (Figure 4).

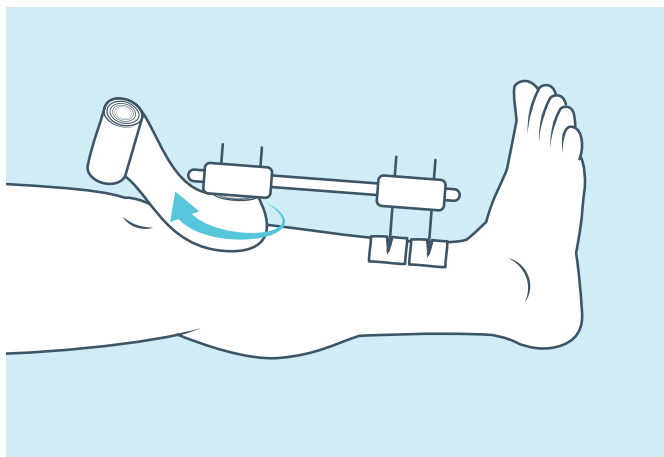


Figure 4

- Wrap around a couple of times, then bandage through the centre of the pins in a figure of 8 fashion if possible.
- Bandage close to the edge of the fixator.
- Tuck the edges of the bandages into the dressing bulk, or use tape to secure (Figure 5).

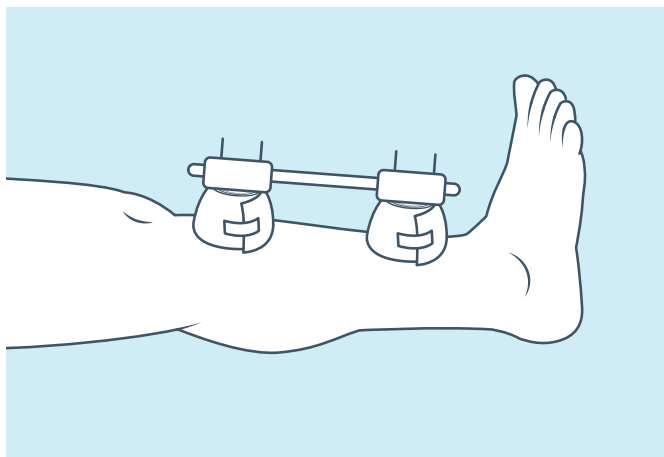


Figure 5

- NOTE: if the pinsite is gaping, moist or inflamed, Allevyn (or another foam dressing product) can be used. Cut into a keyhole dressing like the Topper sponge, but do not soak in the chlorhexidine solution.
- Secure to skin by taping down, and bandage as per usual.
- Whilst in hospital dressing to be done on days 1, 2 and 3.
- Dress every 7-10 days.

## Problems or queries

### Limb Reconstruction Service

Cheryl Dingey, Monday to Thursday on **9345 7027** or via switchboard on **9345 5522** (Note if there is no answer, please refer to the ward or leave a message).

If you have an urgent query, page the orthopaedic registrar or the limb reconstruction fellow through the hospital switchboard, on **(03) 9345 5522**.

### Web

[www.rch.org.au/limbrecon/](http://www.rch.org.au/limbrecon/)